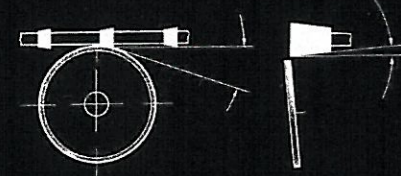


ZIKA

- Tct circular saw sharpening machine, tooth sides
- Schaerfmaschine fuer hartmetallbestueckte Kreissaegen, Zaehne Flanken
- Rectifieuse pour scie en metal dur, épaisseur des dents
- Rectificadora para hojas de sierras circulares en metal duro, flanco dientes
- Affilatrice di sega circolare con denti in metallo duro, fianchi del dente

- Manual sharpening machine, it gives size to the thickness of the replaced tooth
- Manuell Schaerfmaschine
- Affuteuse manuelle, ramene l'épaisseur de dent remplacée
- Afiladora manual, rectificca el flanco diente sustituido
- Macchina ad avanzamento manuale, ridimensiona lo spessore del dente sostituito




Circular saw Ø Sägeblattdurchmesser Ø scie circulaire Ø sierra Ø sega circolare	Diamond wheel Diamantschleifscheibe Meule diamantée Piedra diamante Mola diamantata	motor moteur motore	Net weight Netto Gewicht Poids net Peso Neto Peso netto	Size Aussenmasse Dimensions Ingombro Ingombro	Radial clearance angle Radialer Freiwinkel Angle radial Angulo radial Angolo radiale	Side clearance angle Tangentialer Freiwinkel Angle tangentiel Angulo tangencial Angolo tangenziale
min standard 100 mm max standard 600 mm max optional 1000 mm	Ø ext 100 mm Ø int 20 mm N/min 3000 diamant 4x2 mm	wheel Schleif meule muela mola 0.26 kw pump Pumpe pompe bomba pompa 0.10 kw	100 kg	850x750x1250 mm	min +5° max -5°	min 0° max 5°

Subject to technical change - Sous réserve de modification technique - Technische Änderungen vorbehalten - Sujeto a cambio técnico - Soggetto a cambiamento tecnico

CIT MECCANICA

Via Genova 14 - 41012 Carpi ITALY
Tel +39 059 686 733 - Fax +39 059 632 6971
e-mail: info@citmeccanica.it - www.citmeccanica.it



HECTOR · JULY · ZIKA

CIRCULAR SAW SHARPENING MACHINES
TUNGSTEN CARBIDE TOOTH

SCHAERFMASCHINEN FUER KREISSAEGEBLAETTER
ZAHN HARTMETALL

AFFUTEUSES POUR SCIE CIRCULAIRE
DENT METAL DUR

AFILADORAS SIERRA CIRCULAR
DIENTE METAL DURO

AFFILATRICI DI SEGA CIRCOLARE
DENTE METALLO DURO WIDIA

CIT MECCANICA

HECTOR

- Tct circular saw sharpening machine, face and top of tooth
- Schaerfmaschine fuer hartmetallbestueckte Kreissaegen, Zahnbrust und Zahnrueckens
- Affuteuse pour scie en metal dur, devant et dos dent
- Afiladora para hojas de sierra circular en Metal Duro, frente y dorso diente
- Affilatrice di sega circolare con denti in metallo duro, petto e dorso dente

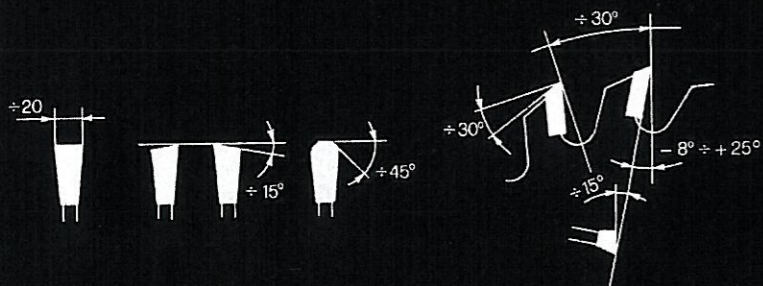





- Automatic sharpening machine, programmed for automatic stop
- Automatische Schaerfmaschine, Automatische Endabschaltung
- Affuteuse automatique, programmateur pour arrêt automatique
- Afiladora automatica, programador para parada automatica
- Macchina ad avanzamento automatico, con programmatore ed arresto automatico



JULY

- Tct circular saw sharpening machine, face and top of tooth
- Schaerfmaschine fuer hartmetallbestueckte Kreissaegen, Zahnbrust und Zahnruecken
- Affuteuse pour scie en metal dur, devant et dos dent
- Afiladora para hojas de sierras circulares en Metal Duro, frente y dorso diente
- Affilatrice di sega circolare con denti in metallo duro, petto e dorso dente

- Manual sharpening machine
- Manuell Schaerfmaschine
- Affuteuse manuelle
- Afiladora manual
- Macchina ad avanzamento manuale



	Circular saw diameter Sägeblattdurchmesser Diametre scie circulaire Diámetro sierra Diametro sega circolare	Circular saw hole diameter Sägeblattbohrung Alesage scie circulaire Agujero sierra Diametro foro sega circolare	Tooth pitch Zahnteilung Ecartement dent Paso diente Passo dente	Diamond wheel Diamantschleifscheibe Meule diamantée Piedra diamante Mola diamantata	motor moteur motore	Sharpening speed Geschwindigkeit Schaerfen Vitesse affutage Velocidad afiladura Velocità affilatura	Net weight Netto Gewicht Poids net Peso Neto Peso netto	Size Aussenmasse Dimensions Ingombro Ingombro
	min standard max standard max optional	standard		ø hole Bohrung alesage agujero foro rpm upm T/min N/min diamond, diamant diamante	wheel Schleif meule muela mola machine maquina macchina pump Pumpe pompe bomba pompa	teeth sharpened Zahne geschaerft dents affutées dientes afilados denti affilati		
JULY	100 mm 600 mm 1000 mm			150 mm 20 mm N/min 3000 5 x 1.5 mm	0.18 kw - 0.10 kw	manual	100 kg	850 x 750 x 1250 mm
HECTOR	100 mm 600 mm SPECIAL	20 25 30 35 40 50 70 75 mm	min 0 ° max 30 °		0.18 kw 0.12 kw 0.10 kw	15 N/min	210 kg	1150 x 750 x 1500 mm